



*Innov-is*

Innov-is BP3600



**Japanese  
Excellence**  
For Over 100 Years



Innov-is BP3600  
Embroidery machine


# Innov-is

Innov-is BP3600

Professional level technology brings your creativity to life.

Designed for those whose creativity knows no bounds and who demand a professional finish every time, we've built Innov-is BP3600 just for you:

- Perfect positioning with My Design Snap app
- Create any time with our bright 10.1" HD LCD display and 5 adjustable light settings
- Laser precision for perfectly accurate sewing
- Finish faster with embroidery speeds up to 1,050spm
- Generous embroidery area of 240 x 360mm (9.5 x 14")
- Express yourself - 629 embroidery designs and monograms



brother



Innov-is BP3600



## On screen embroidery design

Easily edit embroidery designs and fonts. Add text, duplicate, rotate, mirror and resize with no computer required.

## Enhanced letter editing

Bring your words to life with easy-to-use text editing. Curve, array, flip and adjust, all via the BP3600 large touchscreen. Say what you want to say, however you want to say it.

## Colour shuffling with new 'favourite' function

Colour shuffling has never been easier or given you more control. Choose your embroidery design, choose your colour theme and scroll through the multiple colour variations. Save up to 9 favourites to compare, and select your ultimate favourite.

## Enhanced thread palettes

Because colour is important to you, we've included enhanced thread colour palettes with expanded brand and colour choices.

## LED Needle Drop Pointer

See exactly where your embroidery will be stitched and reposition accurately using the included LED pointer foot.

## Fuss-free Stippling

Add stippling around your chosen design with the touch of a button.

# More Power, More Possibilities

Innov-is BP3600 is fast embroidery speed of up to 1,050spm gives you a professional finish in super-fast time.



Let your imagination and creativity run wild with the extensive library of 629 built-in embroidery designs.



## Business ready features:

- Easy text edit functions and multiple font stitches for quick personalisation.
- Auto jump stitch trimmer means the BP3600 automatically trims threads for faster completion times and a more professional look.
- Undo/redo up to 10 times in embroidery edit mode provides flexibility when designing or creating.
- Stitch-to-block function lets you resize patterns without losing density, so you can increase or decrease patterns to almost any size.
- Create multiple appliqué badges at once, with the touch of a button. Sew in multiples using large embroidery area of 240 x 360mm (9.5 x 14”).
- Optimise productivity with the colour sort feature, which groups the same colours together.
- Easily position embroidery designs and needle start placement with My Design Snap. Stitch in precisely the right place.
- Use the My Design Snap to convert line art, handwriting, or illustrations into embroidery. For example: simple logos.





See your designs come to life on the large crystal clear HD 10.1" touchscreen LCD display.

#### Intuitive User Interface

Time is for creating, so we've given you an easy-to-use interface with large icons. The ultra-high-speed processor means fast and powerful on-screen editing.

#### Zoom and Adjustment features

For larger than life design edits you can zoom in up to 800% (in My Design Center) or up to 200% in all other modes. With high definition, colours and lines stay vivid and crisp.

#### To keep it easy on the eyes

Enhanced LED lighting with five settings (including off) allows you to find the right illumination level for you. We've designed the lighting so there's less glare and minimal shadows.

#### Built-in tutorial videos

Need some guidance? With up to 17 built-in teaching videos, the BP3600 is perfect for sewists at any stage of their creative journey. From basic operations, to embroidery and maintenance, there are plenty of useful hints and tips right there in front of you – you can even watch or add your own MP4s via USB memory.



# *Bigger, brighter, better*



## Room to create

With an 11.25" (285mm) long arm machine you can achieve anything you can imagine. From quilts to curtains, wedding dresses to bulky coats, there's space to work quickly and comfortably.

## Make your projects larger than life

Featuring a super-size 240 x 360mm (9.5 x 14") embroidery frame, you have more space for your designs.

No more re-hooping when you want to combine smaller designs. This frame is large enough to join up multiple designs so you can stitch them out in one hooping.

With efficient rubber plates on both sides of the inner frame, fabric stays secure, producing professional quality embroidery.



## Perfect positioning, from your mobile

With Innov-is BP3600 new My Design Snap app you can use your mobile device for quick, easy and precise embroidery positioning. Just take a picture of your fabric in the special embroidery hoop and wirelessly send the data to your Innov-is BP3600.

There's an easy version for quick positioning and an advance setting, using Brother's snowman sticker system, for more detailed projects.

Simply place the Snowman where you'd like the design to be embroidered and hoop your project. Snap, preview on screen and you're ready to go! The design will automatically rotate and position itself in the designated space.

The BP3600 precision positioning system means that whatever you create, draw or upload, your embroidery is always on point.

### It's as easy as:

1. Snap it
2. Convert it
3. Embroider it

## Perfection in the background

My Design Snap lets you visualise the whole hoop on screen, giving you the ability to position and create designs anywhere in the hoop. This 'background scanning' feature provides virtually endless creative options, and ensures your projects are always perfect.

Simply snap your fabric in its hoop, send wirelessly to your BP3600 then easily select, position and customise your embroidery patterns.

This revolutionary feature means you can also 'draw' onto your fabrics using the touchscreen, and convert straight into embroidery data with no PC or software required. Stitch out right away, or save to use again and again.

## Turn just about anything into embroidery!

Unleash your design potential and capture happy memories using My Design Snap to convert images, handwriting or line drawings into embroidery data.

Snap your image, send wirelessly to your BP3600 and your machine will convert the image to stitch data and transform it into your own unique works of art.





# My Design Center

We know you're creative, and there's nothing quite as satisfying as designing your own pieces. Using our powerful, easy-to-use editing programme – My Design Center – means creating your own custom works of art has never been so easy, or fun!



## Watch your designs spring to life!

Draw or doodle straight into My Design Center using the BP3600 large drawing area on the touchscreen. Or use the built-in USB port to import your favourite jpegs and watch in amazement as it's turned directly into stitch data.

You can even pair My Design Center with My Design Snap to convert your own images into unique embroidery designs. You don't even need a PC to get designing on your BP3600!

- Draw directly on the large LCD display to create embroidery
- Outline recognition for stipple and fill patterns – accurately stipple anywhere on any project. Choose from the 15 built-in decorative fill patterns or select stipple stitch and the machine does the rest.
- 60 closed shapes and 30 open shapes
- 5 line styles and 1 “no-sew” setting
- Recognise embroidery outline from embroidery mode and save up to 6 shapes



## Support – At Your Side

At Brother we're always 'at your side' and will be with you every step of your sewing journey. Our tutorial movies and support app are just a click away, so download today.

### What you will find on the BrotherSupport App:

- Operation Manual (PDF format)
- Suggested combination of fabric, type of needle and thread
- How to use standard and optional accessories
- Stitch pattern chart
- How-to-use and How-to-make short videos



### Design anytime, anywhere!

We all know that life can keep us away from our sewing tables. But with Brother's unique PE-Design 11 software you can create your own individual embroidery designs anywhere or time that suits you.

Using the BP3600 wireless connectivity, simply transfer them from your PC for use straight away, or save for a time that's more convenient. You can even use PE-Design 11 to transfer BP3600 built-in embroidery designs to your PC for personalised customisation.



# General features

Workspace	11.25" (285mm) long arm to the right of the needle and 5" (127mm) height from sewing bed to top of machine arm
Lighting	Almost 11" (280mm) of full-spectrum lighting around the needle with five adjustable brightness settings
Needle threader	Easy to use, automatic needle threading system
Bobbin winder	Independent bobbin winder system with adjustable winding speed
Wireless	Wireless LAN capability for exchange of embroidery data with PE-Design 11 and My Design Snap mobile app
Thread tension	Automatic thread tension
Thread cutter	Trims upper and lower threads automatically
Presser foot	Automatic presser foot lift and extra high lift
Thread sensors	Gives you a warning when your upper and lower threads are running low
Teaching movies	Up to 17 built-in teaching videos and MP4 playability
Start/stop button	Ergonomic large start/stop button for use without the foot pedal
Environment	Save energy with the Eco and Deep Sleep modes
My Design Center	Create your own designs on-screen
My Design Snap	Mobile app for perfect placement of embroidery designs
LCD Display	Large and clear 10.1" (800 x 1280px) built-in HD LCD display
Intuitive user interface	Easy-to-use screen layout and realistic preview of selected embroidery and patterns
USB connectivity	Two high-speed USB ports to upload designs easily. Can also use an optional external USB embroidery card reader for older Brother design cards
Multilingual	12 built-in languages
Safety features	Easily disengage needle to make changing presser feet and needles safer, and lock the screen to avoid any accidental stitch changes
Updates	Software update capability

# Embroidery features

Embroidery area	Large 240 x 360mm (9.5 x 14") embroidery area
Built-in designs	Total 629 embroidery patterns
Built-in fonts	Built-in 24 embroidery fonts (22 Alphabet & 2 Cyrillic)
Text edit functions	Simplified user interface for text input and editing, with various editing capabilities such as curving, arraying and space adjustment
Font sizes	S/M/L size for font designs
Built-in frame designs	140 frame pattern combinations
Thread trimming	Jump stitch and end of colour thread trimming with thread wiper
Density	On-screen auto density adjustment (Stitch-To-Block) available for embroidery and letters
LED pointer	Laser pointer for precise pattern placement
Advanced editing functions	Design editing, flip designs horizontally, pattern rotating (0.1, 1, 10 and 90 degrees), drag and drop operation, zoom up to 200%
Basting	Embroidery basting
Colour Shuffling	Choose your preferred colour variations and select favourites to compare
Stippling	No-fuss stippling in embroidery edit
New selection methods	Easily select the object(s) you wish to work on in My Design Centre
Colour change	Direct touch button for changing colours of embroidery patterns
Resume function	Resume your embroidery at the exact spot where you stopped in case of a power failure or accidental interruption
Appliqué creator	Built-in Appliqué Creator; create multiple appliqués in one hoop
Optimised colour sorting	Quickly sort colours in different designs for optimised sewing order and to minimise thread changes
Frame detection	Automatic embroidery frame size detection
Progress bar	View the progress of an embroidery pattern or individual colour, and use to move forwards/backwards through the design
Thread Pallets	Select various thread brands for built-in and external designs
Included frames, compatible with My Design Snap	Two standard frames included 240 x 360mm (9.5 x 14") and 130 x 180mm (5 x 7")

# brother

at your side



Brother Middle East & Africa



brother\_mea



Brother Middle East & Africa



[www.brother.ae](http://www.brother.ae)