

Innov-is F580



Designed for the designers,
the Innov-is F580.

Turn heads with the sleek and stylish Innov-is F580.

Whether you've been sewing for a while, or are just starting out, the advanced needle threader, drop-in bobbin and easy to thread system make these machines so simple to use.

See your style come alive on the colour LCD screen and make your unique mark with brand new embroidery patterns.

Unlock the artist within with early bird access to Brother's new Artspira app and wireless connection.

Innov-is F580

180 x 130 mm embroidery area

193 built-in embroidery designs – 55 never seen before!

13 embroidery fonts – 2 brand new ones!

Jump stitch trimming

Colour sorting

Advanced needle threader

Wireless LAN enabled

Innov-is F580






Set your projects on fire with the Innov-is F580's 193 eye-catching embroidery designs.

Words come easily when you have 13 embroidery fonts at your fingertips and even easier when you combine them with the on-screen editing function. Use the clear, colour LCD touchscreen to flip, rotate, change the colour and repeat designs and text.

Time is money, darling, so use the colour sorting function for increased efficiency and fewer thread changes. With the programmable jump stitch trimmer, you'll save time, plus you'll save on cleaning up too!

With these machines nothing can limit your design potential. With wireless capability you can easily transfer new embroidery data to your machine with the free Design Database Transfer program (Windows only). Why not draw your own using our Artspira app, or work your design magic using our PE-Design 11 software (extra purchase required).

Protect precious fabrics and make hooping a cinch with the optional 180 x 100 mm magnet frame (additional purchase necessary).





Innov-is
F
580

Innov-is FS80



Additional features...

241 sewing stitches, including 10 buttonholes, plus 5 fonts

7.4" (190 mm) workspace

Sideways feeding sewing and SFDS

Automatic upper thread tension

Auto thread cutter

My Custom Stitch™

Hard case






Walking foot and quilting guide included



Free arm sewing for small areas



Variety of decorative stitches built-in



One-step buttonhole sewing

Sew sophistication


...on the Innov-is F580 with 241 utility and decorative stitches, including 10 one-step buttonholes, plus 5 lettering fonts.

Expand your portfolio even further with My Custom Stitch™. Design your own decorative stitches directly into your machine using the colour LCD screen. Save them to use across a whole range of makes. With four-way side feeding decorative stitches are precise and crisp.

Professional finishes come as standard with Brother's innovative Square Feed Drive System (SFDS), giving you superior quality, strong stitching on any fabric. Adjustable foot pressure helps you sew pucker-free seams on even the most stretchy of fabrics. Now there's no need to avoid 'difficult' materials.

With a central panel including slide speed control, lockstitch, needle up/down button, thread cutter and start/stop button, precision control comes as standard.





Innov-is
F
580



We've built the Innov-is F580 to be a strong and reliable quilting partner.

Stitch beauty into everything you make with the built-in quiltbroidery patterns.

With a superior stitch quality and auto thread tension you won't need to worry about the durability or look of your stitches.

The included walking foot means you'll tackle multi-layer quilts with ease, no matter what combinations of materials you use to make them.

Get the straightest of stitches and sharpest of corners, placed in exactly the right places, with the included quilting guide and quarter inch foot. For extra control use the knee lift.

The optional wide table (additional purchase necessary), combined with the 7.4" (190 mm) working space, makes large projects a breeze.



Compare the Innov-is F-series family

Features	Innov-is F420	Innov-is F580
Type of screen	LCD screen	LCD touchscreen colour
Display size	3.5"	3.7"
Number of sewing stitches *	140	241
Buttonholes	10	10
Built-in lettering styles (sewing)	5 (capital letters only)	5
Built-in lettering styles (embroidery)		13
Built-in embroidery patterns		193
Built-in embroidery frame patterns		140 (10 shapes x 14 stitch types)
Needle threading system	advanced	advanced
Automatic thread cutter	✓	✓
Colour sorting		✓
Jump stitch trimmer		✓
SFDS (Square Feed Drive System)	✓	✓
Adjustable presser foot pressure	electronic	electronic
Lockstitch button	✓	✓
Multi-directional sewing		✓ (up to 4 sideways)
Adjustable thread tension	manual	automatic
Electronic slide speed control	✓	✓
Combine stitches	✓	✓
Speed control customised for zig-zag width	✓	✓
Repeated single sewing	✓	✓
Automatic reverse/ reinforcement stitch	✓	✓
Mirror imaging	✓	✓
My Custom Stitch™	✓	✓
Realistic preview of the patterns		✓
Patterns – size change, rotation, mirror, ...		✓
Font size selection (L-M-S)		✓
Text editing functions – multiple line text input		✓
Free motion embroidery	free motion foot: optional	free motion foot: optional
Knee lift	✓	✓
Multi Function Foot Controller	optional	optional
Mechanical dual feed (walking foot)	optional	✓
USB port		✓
Wireless connectivity		✓

* including buttonhole styles

Welcome to your newest creative companion, Artspira.

With Artspira, creativity is everywhere and imagination is everything.

Unlock the artist within. Use the Artspira app to draw your own simple embroidery patterns and transfer wirelessly to your machine.

Express yourself. Artspira gives you instant access to exclusive Brother projects and patterns each month.*


Explore, imagine, create. Artspira, inspiration 'At your side'.



Brother Support App

At Brother we're always 'At your side' and will be with you every step of your sewing journey. Our tutorial movies and a support app are only a click away, so download today.

To get your creativity flowing we've produced some 'how-to' movies to help and inspire you, find them on our website.



**Japanese
Excellence**
For Over 100 Years



Brother Middle East & Africa



brother_mea

www.brother.ae