

PR1050X


brother
at your side



PR1050X

Experience the ultimate in embroidery
with unlimited creative possibilities

- 360 x 200 mm embroidery area
- 10.1" LCD touch screen
- Natural lighting system
- Automatic threading
- 37 built-in fonts
- Intelligent camera system



**Japanese
Excellence**
For Over 100 Years

Create professional embroidery results with limitless possibilities.

Take your embroidery skills to the next level with the PR1050X, ideal for both home and business alike. The machine offers a multitude of features and colour combinations, plus an extra-large work area, so you can embroider countless items with infinite design options. What's more, it offers masterful stitching quality and easy-to-use controls.



Increase your productivity

with these easy-to-use functions:




Automatic needle threading

Simply press the automatic needle threading button and the upper thread will pass through the needle. It couldn't be simpler.



Adjustable LED lighting system

The effective built-in LED natural lighting system provides adjustable brightness for a more comfortable work area.



37 built-in fonts and 137 designs

Choose from a wide range of built-in lettering styles and embroidery designs.



USB ports & SD card slot

Connect a USB device such as a USB flash drive or a card reader/writer. Or read PES files from a SD card.



Flexible threading system

Easy threading prevents thread tangles and knots and provides stable thread tension.



Thread stand with LED guide lights

Multi-coloured LED lights help to show the position of broken threads, the position when a thread needs changing and the position thread for each colour used.



Additional features in detail:

- **Appliqué function**
Create appliqués with this useful built-in function, perfect for badges and medallions.
- **Progress indication bar**
Always know the advancement of your project thanks to the visual indicator.
- **Stitch simulator**
Preview how your design pattern will be stitched before starting.
- **Colour sort function**
Minimise the number of thread changes when combining designs.
- **Embroidery frames**
4 different size frames are supplied as standard:
 - Extra-large 360 x 200 mm
 - Large 180 x 130 mm
 - Medium 100 x 100 mm
 - Small 60 x 40 mm



Large embroidery area (360 x 200 mm)

The extra-large embroidery area and variety of included and optional frames gives you the flexibility to create a multitude of projects from jackets and t-shirts to socks and baby clothes.



Letter positioning

Easily adjust lettering position and align it to the left, centre or right.



Single colour embroidery

Quickly and simply convert multi-coloured designs to single colour, saving you time.



Customise designs on screen

Powerful editing functions include arranging text, pattern rotation in 1-degree increments and design size change, plus the ability to combine designs and add lettering.





Camera displays fabric in real-time

Superimposed virtual image of the pattern to eliminate guesswork

Additional features in detail:

- Advanced features for extra versatility**
 Camera sensor enables you to go up to 1,000 stitches backwards or forwards in a design.
- Position scanning**
 Scan projects in the hoop and display them on the large screen, so you can easily position the design before you start to embroider. Ideal for positioning patterns on necklines or complex quilt squares. Patterns can be re-sized, edited and the angle adjusted as required to suit the garment or project.
- My Design Center**
 Create your own embroidery designs quickly and easily! This powerful and unique feature enables you to create your own designs from clip art, image files or drawing directly on the large touch screen, or scanning line-art or illustrations printed on paper. (Separate purchase of PRSCANFKIT1 required to activate this feature.)

Live positioning of embroidery patterns

Real-time viewing of fabric within the embroidery frame to help you place the design exactly where you want it.



Camera positioning sensor

Rotate and position the embroidery exactly where needed, thanks to the built-in camera.



Thread change

Always know when more thread is needed, thanks to this convenient display showing the length of time before the next thread change.



Video tutorials and help guides

View 22 on-screen video tutorials and several built-in help guides that recommend the perfect settings for your PR1050X.





10.1" high-resolution IPS LCD touch screen

Simply touch the large, clear wide-angle screen to:

- Edit on-screen embroidery
- Customise your settings
- Select any of the 13 built-in languages
- View clock and watch on-screen video tutorials
- Read built-in help guides to find the ideal settings
- Plus much more!

Colour shuffling

Choose new colour schemes for embroidery designs with enhanced functionality. Select from Random, Gradient, Vivid and Soft styles and a range of colour combinations displayed on screen. Personal preferences for starting colour can be programmed and complementary colour combinations will be generated based on your favourite colours.



Cylinder arm

Additional flexibility and ease to embroider difficult-to-reach areas such as caps, tote bags and sleeves. Plus, it helps reduce fabric tangles!



10 needles

Embroider multi-coloured designs quickly and easily. Upper and lower thread trimmers eliminate time-consuming trimming when the embroidery is complete.



Easy access to bobbin

Save time while you embroider with the easy access bobbin. You can often change the bobbin without even needing to remove the frame.



Table to support extra-large projects

Includes a table to support large and heavy projects, such as blankets and jackets. Also supports the optional jumbo and border frames.

Additional features in detail:

- **Variable speed: 400 to 1,000 stitches per minute**
Select the best embroidery speed for your project or choose different speeds for individual needles to suit speciality threads.
- **Link up to 4 machines via a single PC**
With the new PE-Design software (separate purchase required), it's possible to link up to 4 machines via a single PC to enhance productivity. Send designs to multiple machines. Queue name changes with the new name drop feature. Ideal when making personalised items such as team shirts.
- **Automatic frame determination**
Detect the attached frame and display its contents directly on the screen.

Choose the model that's right for you



PR655C

PR1050X

Features	Benefits	PR655C	PR1050X
Number of needles	Embroider multi-coloured designs quickly and easily.	6	10
Up to 1,000 stitches per minute	Variable speed range, flat 400 to 1,000 spm, cap 400 to 600 spm.	✓	✓
Large embroidery area	Enables you to create even bigger embroidery designs. Adds flexibility and impact to your designs.	300 x 200 mm	360 x 200 mm
Large colour LCD touch screen	Stitch information and informative tutorial guides are all accessed simply and quickly thanks to the large display.	✓	✓
LCD touch screen size	Professional large format LCD screen offering a full set of commercial-grade features.	110 x 184 mm	135 x 216 mm
Resolution of LCD touch screen	Superior visual performance well-suited for demanding embroidery applications.	480 x 800 pixel (19 dots per mm ²)	800 x 1280 pixel (35 dots per mm ²)
Exclusive automatic needle threader	Simply press the automatic needle threading button to see the upper thread pass through the needle quickly and securely.	✓	✓
Automatic thread trimmers	Cuts upper and lower thread automatically at the end of each colour change on embroidery.	✓	✓
Built-in lettering styles	Customise all your projects with a range of lettering styles and text effects.	28	37
Built-in designs	Quickly and simply personalise your projects with a choice of alphabet designs, frame patterns or a selection of embroidery designs.	25 designs	123 designs
Customise designs on screen	Powerful customising capabilities include arranging text, pattern rotation in 1-degree increments, the ability to change design size, combine designs and add lettering.	✓	✓
Individual stitch back-up	With the easy-to-use touch screen you can search through the design by individual stitches, colour blocks or groups of one hundred stitches.	✓	✓
Appliqué function	Create full-colour appliqués, perfect for badges and medallions.	✓	✓ Enhanced
Single-colour sewing	Allows you to sew any design in a single colour with no interruption.	✓	✓
USB ports (2x host, 1x slave)	Import designs from USB flash drive or from a direct PC connection.	✓	✓
SD card compatibility	Upload designs in .PES format using the SD card slot.		✓
Link capability	Ability to link multiple machines with a PC using the PE-Design software (separate purchase required).	✓	✓
Group/ungroup	Combine designs and edit them as one or separate design elements.	Grouping of all patterns	Selective grouping of embroidery patterns
Forward/reverse	Step back/ forward over the design	+/- 500 stitches	+/- 1,000 stitches Progress bar 10 key-in
Threading system	Easy threading prevents thread tangles and knots and provides stable thread tension.	✓	✓
Wide Table	Supports large and heavy projects.	Optional	✓
LED pointer	The LED pointer makes it easy to see exactly where the needle will drop.	✓	
Built-in camera	Viewing needle drop point, scanning frame area and detecting positioning sticker.		✓
Background scanning with camera	Scan the fabric in the hoop and display it on the screen, so you can easily position the design before you start to embroider. Ideal for positioning patterns on necklines or complex quilt squares.		✓
Live positioning of embroidery pattern with camera	Let the machine transmit the image of the fabric in the frame directly to the screen without any time delay and position your embroidery pattern easily and perfectly as seen on the screen.		✓
Camera positioning sensor	Rotate and position the embroidery exactly where needed, thank to built-in camera.		✓
LED thread indicator	Multi-coloured LED lights help to: <ul style="list-style-type: none"> Show the position of broken threads Show the position when a thread colour needs changing Show the position thread for each colour of thread 		✓
Manual colour sequence	Set colour sequence by needle number.		✓
Anchor needle & speed adjustment	Anchor speciality threads to specific needle, have the option to adjust the speed.		✓
Multiple line text input	Create multiple lines of embroidery text and align it left, centre and right.		✓
Thread colour sorting	The thread colour sorting can minimise the number of colour changes in multi-colour designs, reducing embroidery time.		✓
Stitch simulator	Let the machine show on the display how it will stitches the embroidery pattern.		✓
Deactivate the needle threader	Protect the needle threader from misuse when using professional thin needle (#70 or less).		✓
Stitch to block	The machine automatically recalculates the number of stitches when resizing a design.		✓


Make a lasting impression.

Optional accessories



PR Stand

This mobile stand securely holds PR series machines and provides ample storage for accessories and threads.



Border Frame

Embroider beautiful continuous designs and borders. Ideal for a wide range of projects from fashion to furnishings.



Quilt Frame (200 x 200 mm)

Designed to fit traditional quilting squares. Must be used with Arm B embroidery frame holder and the usage of the wide table is recommended.



Clamp Frame

The clamp frame kits are ideal for adding embroidery to shoes, inner jacket pockets, cuffs, gloves and much more. Clamp frame size 45 x 24 mm.



Cylinder Frame

Embroider virtually anything that's cylindrical, which is normally difficult to reach. Cylinder frame 90 mm wide x 80 mm high.




Round Frame Kit

The round frame kit includes 3 round frames: Small 100 mm, Medium 130 mm, Large 160 mm.



Sleeve Frame (70 x 200 mm)

Ideal for adding embroidery to sleeves, trousers, baby rompers, etc.



Double-sided Clamp Frame M (100 x 100 mm)

One side with blush type (for general fabric). The other side with rubber type (for glossy material).



Cap Frame

Embroider your caps effortlessly. Two cap frames are available. One with an embroidery area of up to 130 x 60 mm. The other features a generous work area of up to 360 x 60 mm.



Compact Frames

Ideal to embroider hard-to-reach areas such as sleeves, jeans pockets, kids & baby clothing. Frame sizes: 70 x 41 mm (oval), 50 x 50 mm, 44 x 38 mm (oval), 33 x 75 mm (oval).



PE-Design

Brother's latest generation of embroidery design software offers advanced features to enhance productivity on the PR1050X.

For the full range of accessories available see www.brother.ae

Contact:

For more information contact us at



www.brother.ae